



Features

- Web-based user interface
- Supports multiple languages
- 7-color display with a text height of 16 cm
- Able to store up to 64 common messages and 10 instant messages
- 168 variables available for displaying real-time data in message
- Supports Modbus TCP/RTU slave protocols
- Built-in RTC (Real Time Clock)
- Can be remotely controlled via PLC, PC and smart phone

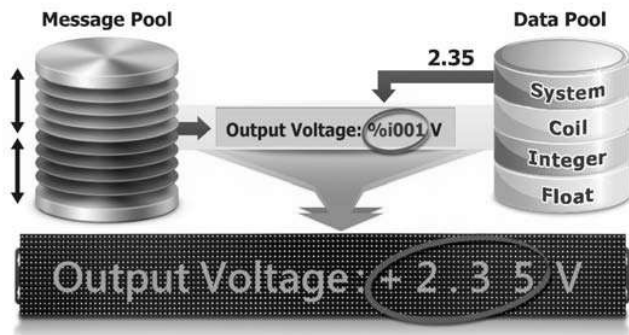


Introduction

The iKAN-116 and the iKAN-124 are industrial LED message displays that deliver industrial-grade anti-noise capabilities, as well as reliability and stability. Both are suitable for indoor areas and provide a single line of 8 (iKAN-116) or 12 (iKAN-124) Unicode characters in multiple languages, or 16 (iKAN-116) or 24 (iKAN-124) ASCII characters. Support for the popular Modbus industrial protocol is also provided, meaning that the iKAN can be easily integrated into existing PLC and SCADA environments.

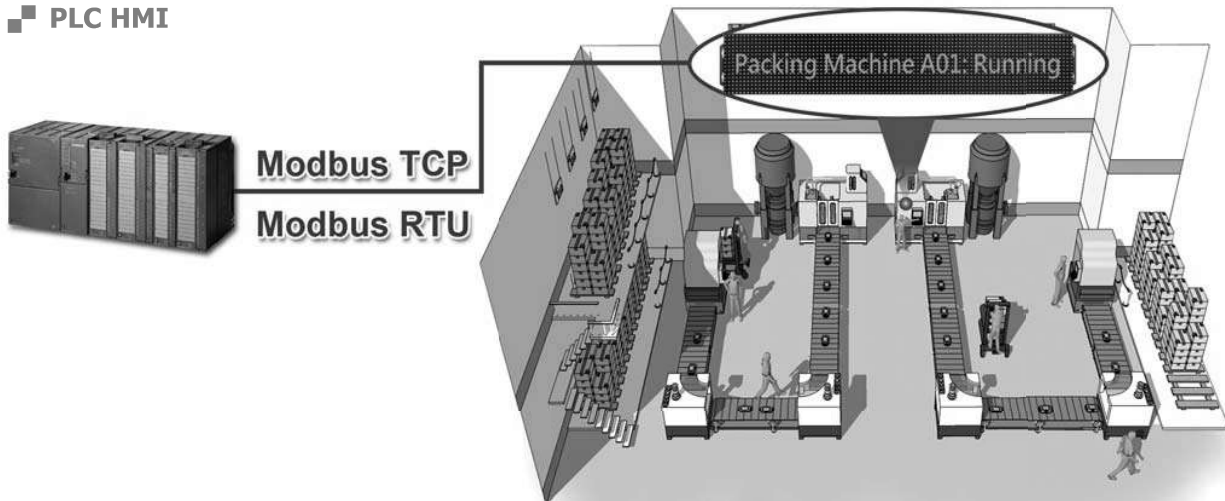
The iKAN LED display enables data written from a PC or PLC to be displayed in a formatted message in real-time. The text can be displayed in a range of seven colors, which can be used to indicate different degrees of importance of the message, as well as significantly increase the readability of the message in an industrial arena.

The built-in web-based user interface allows users to create messages using a standard web browser on a PC, mobile device, or smartphone without any limitations related to specific control software. The display of individual messages can also be remotely enabled or disabled as necessary using the same standard web browser. Up to 64 common messages and 10 instant messages are provided with a maximum of 40 Unicode characters or 100 ASCII characters each. In addition, 168 variables including 40 coils, 64 floats and 64 integers are available to enable data from a PC, PLC or other controller to be real-time displayed within each message. With the easy-to-use user interface and the ability to display real-time data, the iKAN LED display can be installed in a variety of indoor spaces, including shopping malls, railway stations, and industrial areas.



Application

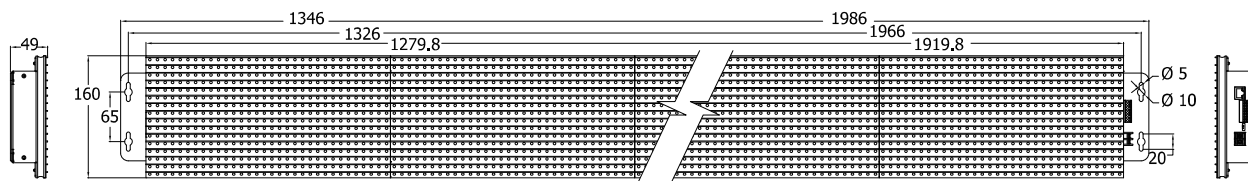
PLC HMI



■ Specifications

Model	iKAN-116		iKAN-124
Display			
Color	Red, Blue, Yellow, Green, Light Blue, Purple or White		
Character Sets	16-bit Unicode or 7-bit ASCII		
Display Size	ASCII	16 Characters	24 Characters
	Unicode	8 Characters	12 Characters
Message Pool	64 common messages and 10 instant messages Up to 40 Unicode characters or 100 ASCII characters each		
Data Pool	40 Coils, 64 Float values, and 64 Integer values		
RTC (Real-time Clock)	Date and time, 24 hour format including second, minute, hour, date, day of the week, month, year		
Ethernet			
Port	1 x RJ-45, 10/100 Base-TX		
Protocol	Modbus TCP Slave, Max. 8 connections		
Configuration	Web-based User Interface		
COM Port			
Port	1, RS-232 or RS-485		
Baudrate (bps)	1200, 2400, 4800, 9600, 19200, 38400, 57600, 115200		
Data Format	N81, E81, O81		
Protocol	Modbus RTU Slave		
Power			
Input Range	100 ~ 240 VAC		
Consumption	0.25 A @ 110 VAC, 0.125 A @220 VAC	0.3 A @ 110 VAC, 0.15 A @ 220 VAC	
Mechanical			
Dimensions (W x H x D)	1346 mm x 160 mm x 49 mm	1986 mm x 160 mm x 49 mm	
Weight	4 Kg	5 Kg	
Installation	Wall mounting		
Housing Material	Aluminum		
Environment			
Operating Temperature	0 ~ +60°C		
Storage Temperature	-10 ~ +75°C		
Humidity	10 ~ 90% RH, Non-condensing		

■ Dimensions (Units: mm)



■ Ordering Information

iKAN-116	8/16-Character Industrial Modbus LED Display with Web-based User Interface
iKAN-124	12/24-Character Industrial Modbus LED Display with Web-based User Interface