

V2426A Series

Compact, fanless, vibration-proof railway computers



Features and Benefits

- Intel Celeron/Core i7 processor
- 2 peripheral expansion slots for various I/O, WLAN, mini-PCIe expansion module cards
- Dual independent DVI-I displays
- 2 Gigabit Ethernet ports with M12 X-coded connectors
- 1 SATA connector and 1 CFast socket for storage expansion
- M12 A-coded power connector
- Compliant with EN 50121-4
- Complies with all EN 50155 mandatory test items¹
- Ready-to-run Debian 7, Windows Embedded Standard 7, and Windows 10 Embedded IoT Enterprise 2016 LTSC platforms
- -40 to 70°C wide-temperature models available
- Supports SNMP-based system configuration, control, and monitoring (Windows only)

Certifications



EN 50155



EN 50121-4



Introduction

The V2426A Series embedded computers are based on the Intel 3rd Gen processor, and feature 4 RS-232/422/485 serial ports, dual LAN ports, 3 USB 2.0 hosts, and dual DVI-I outputs. In addition, the V2426A Series computers comply with the mandatory test items of the EN 50155 standard, making them suitable for a variety of industrial applications.

The dual megabit/Gigabit Ethernet ports with M12 X-coded connectors offer a reliable solution for network redundancy, promising continuous operation for data communication and management. As an added convenience, the V2426A computers have 6 DIs and 2 DOs for connecting digital input/output devices. In addition, the CFast socket, SATA connector, and USB sockets provide the V2426A computers with the reliability needed for industrial applications that require data buffering and storage expansion.

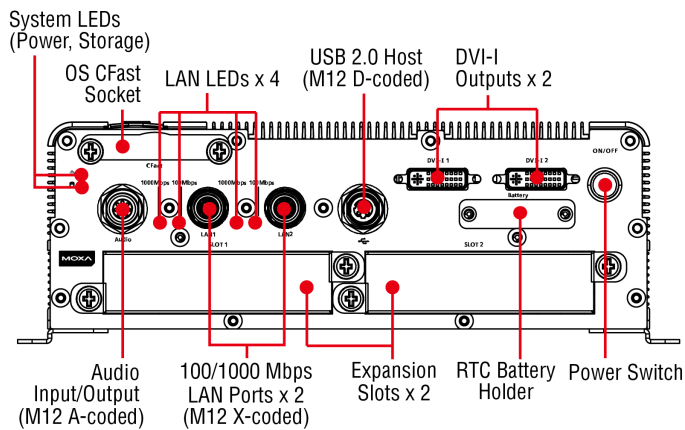
Moreover, the V2426A computers come with 2 peripheral expansion slots for inserting different communication modules (2-port CAN module, or HSDPA, GPS, or WLAN module), an 8+8-port digital input/output module, and a 2-port serial module, giving greater flexibility for setting up different industrial applications at field sites.

Preinstalled with Linux Debian 7 or Windows Embedded Standard 7, the V2426A Series provides programmers with a friendly environment for developing sophisticated, bug-free application software at a low cost. Wide-temperature models of the V2426A Series that operate reliably in a -40 to 70°C operating temperature range are also available, offering an optimal solution for applications subjected to harsh environments.

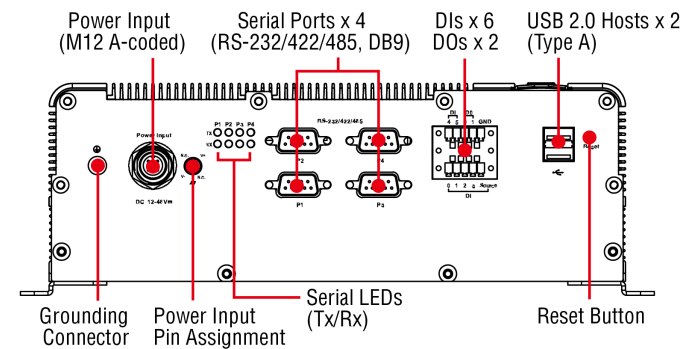
1. This product is suitable for rolling stock railway applications, as defined by the EN 50155 standard. For a more detailed statement, click here: www.moxa.com/doc/specs/EN_50155_Compliance.pdf

Appearance

Front View



Rear View



Specifications

Computer

CPU	V2426A-C2 Series: Intel® Celeron® Processor 1047UE (2 M cache, 1.40 GHz) V2426A-C7 Series: Intel® Core™ i7-3517UE Processor (4 M cache, up to 2.80 GHz)
System Chipset	Mobile Intel® HM65 Express Chipset
Graphics Controller	Intel® HD Graphics 4000 (integrated)
System Memory Pre-installed	4 GB DDR3
System Memory Slot	SODIMM DDR3/DDR3L slot x 1
Supported OS	Linux Debian 7 Windows Embedded Standard 7 (WS7E) 32-bit Windows Embedded Standard 7 (WS7E) 64-bit
Storage Slot	2.5-inch HDD/SSD slots x 1 CFast slot x 2

Computer Interface

Ethernet Ports	Auto-sensing 10/100/1000 Mbps ports (M12 X-coded) x 2
Serial Ports	RS-232/422/485 ports x 4, software selectable (DB9 male)
USB 2.0	USB 2.0 hosts x 1, M12 D-coded connector USB 2.0 hosts x 2, type-A connectors
Audio Input/Output	Line in x 1, Line out x 1, M12 D-coded
Digital Input	DIs x 6
Digital Output	DOs x 2
Video Output	DVI-I x 2, 29-pin DVI-I connectors (female)
Expansion Slots	2 peripheral expansion slots

Digital Inputs

Isolation	3k VDC
Connector	Screw-fastened Euroblock terminal
Dry Contact	On: short to GND Off: open
I/O Mode	DI

Sensor Type	Dry contact Wet Contact (NPN or PNP)
Wet Contact (DI to COM)	On: 10 to 30 VDC Off: 0 to 3 VDC

Digital Outputs

Connector	Screw-fastened Euroblock terminal
Current Rating	200 mA per channel
I/O Type	Sink
Voltage	24 to 30 VDC

LED Indicators

System	Power x 1 Storage x 1
LAN	2 per port (10/100/1000 Mbps)
Serial	2 per port (Tx, Rx)

Serial Interface

Baudrate	50 bps to 921.6 kbps
Flow Control	RTS/CTS, XON/XOFF, ADDC® (automatic data direction control) for RS-485, RTS Toggle (RS-232 only)
Isolation	N/A
Parity	None, Even, Odd, Space, Mark
Data Bits	5, 6, 7, 8
Stop Bits	1, 1.5, 2

Serial Signals

RS-232	TxD, RxD, RTS, CTS, DTR, DSR, DCD, GND
RS-422	Tx+, Tx-, Rx+, Rx-, GND
RS-485-2w	Data+, Data-, GND
RS-485-4w	Tx+, Tx-, Rx+, Rx-, GND

Power Parameters

Input Voltage	12 to 48 VDC
Power Connector	M12 A-coded male connector
Power Consumption	3.78 A @ 12 VDC 0.96 A @ 48 VDC
Power Consumption (Max.)	47 W (max.)

Physical Characteristics

Housing	Aluminum
IP Rating	IP30
Dimensions (with ears)	275 x 92 x 154 mm (10.83 x 3.62 x 6.06 in)

Dimensions (without ears)	250 x 86 x 154 mm (9.84 x 3.38 x 6.06 in)
Weight	3,000 g (6.67 lb)
Installation	DIN-rail mounting (optional), Wall mounting (standard)
Protection	-CT models: PCB conformal coating

Environmental Limits

Operating Temperature	Standard Models: -25 to 55°C (-13 to 131°F) Wide Temp. Models: -40 to 70°C (-40 to 158°F)
Storage Temperature (package included)	-40 to 85°C (-40 to 185°F)
Ambient Relative Humidity	5 to 95% (non-condensing)

Standards and Certifications

EMC	EN 55032/24
EMI	CISPR 32, FCC Part 15B Class A
EMS	IEC 61000-4-2 ESD: Contact: 6 kV; Air: 8 kV IEC 61000-4-3 RS: 80 MHz to 1 GHz: 20 V/m IEC 61000-4-4 EFT: Power: 2 kV; Signal: 2 kV IEC 61000-4-5 Surge: Power: 2 kV IEC 61000-4-6 CS: 10 V IEC 61000-4-8 PFMF
Railway	EN 50121-4, IEC 60571
Railway Fire Protection	EN 45545-2
Safety	EN 60950-1, UL 60950-1
Shock	IEC 60068-2-27, IEC 61373, EN 50155
Vibration	IEC 60068-2-64, IEC 61373, EN 50155

Declaration

Green Product	RoHS, CRoHS, WEEE
---------------	-------------------

MTBF

Time	304,998 hrs
Standards	Telcordia (Bellcore), GB

Warranty

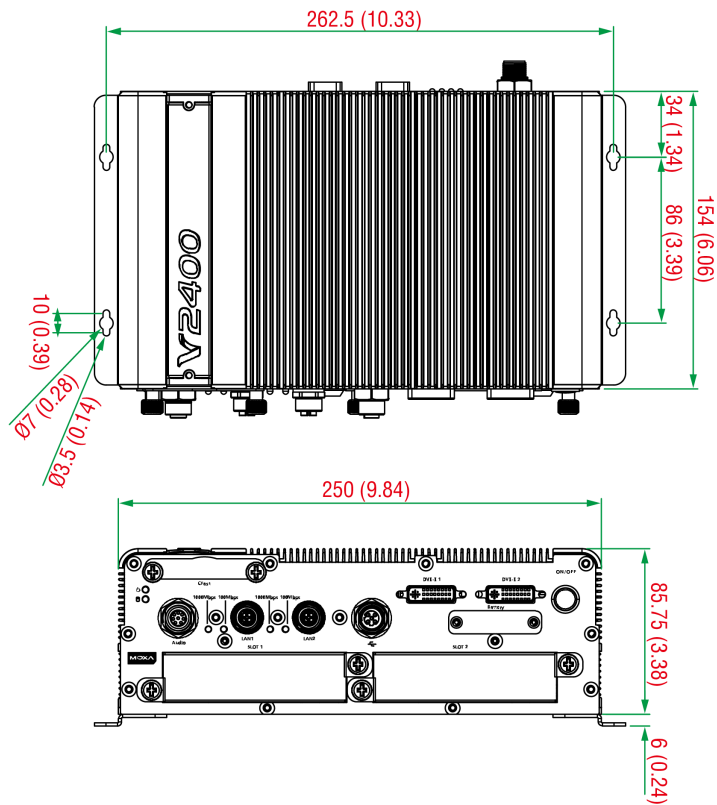
Warranty Period	3 years
Details	See www.moxa.com/warranty

Package Contents

Device	1 x V2426A Series computer
Installation Kit	1 x wall-mounting kit
Documentation	1 x document and software CD 1 x quick installation guide 1 x warranty card

Dimensions

Unit: mm (inch)



Ordering Information

Model Name	CPU	Memory (Default)	OS CFast (CTO)	Backup CFast (CTO)	SSD/HDD Tray (CTO)	Peripheral Expansion Slots	Operating Temp.	Conformal Coating
V2426A-C2	Celeron 1047UE	4 GB	1 (Optional)	1 (Optional)	1 (Optional)	2	-25 to 55°C	–
V2426A-C2-T	Celeron 1047UE	4 GB	1 (Optional)	1 (Optional)	1 (Optional)	2	-40 to 70°C	–
V2426A-C2-CT-T	Celeron 1047UE	4 GB	1 (Optional)	1 (Optional)	1 (Optional)	2	-40 to 70°C	✓
V2426A-C7	Core i7-3517UE	4 GB	1 (Optional)	1 (Optional)	1 (Optional)	2	-25 to 55°C	–
V2426A-C7-T	Core i7-3517UE	4 GB	1 (Optional)	1 (Optional)	1 (Optional)	2	-40 to 70°C	–
V2426A-C7-CT-T	i7-3517UE	4 GB	1 (Optional)	1 (Optional)	1 (Optional)	2	-40 to 70°C	✓
V2426A-C2-W7E	Celeron 1047UE	4 GB	8 GB	1 (Optional)	1 (Optional)	2	-25 to 55°C	–
V2426A-C2-T-W7E	Celeron 1047UE	4 GB	8 GB	1 (Optional)	1 (Optional)	2	-40 to 70°C	–
V2426A-C7-T-W7E	i7-3517UE	4 GB	8 GB	1 (Optional)	1 (Optional)	2	-40 to 70°C	–

Accessories (sold separately)

Antennas

ANT-WDB-ANF-0407	2.4/5 GHz, omni-directional antenna, 4/7 dBi, N-type (male)
------------------	---

Battery Kits

RTC Battery Kit	Lithium battery with built-in connector
-----------------	---

Connectors

M12A-5PMM-IP68	5-pin male circular threaded D-coded M12 USB connector, IP68
M12X-8PMM-IP67	8-pin male X-coded circular threaded gigabit Ethernet connector, IP67

Power Adapters

PWR-24270-DT-S1	Power adapter, input voltage 90 to 264 VAC, output voltage 24 V with 2.5 A DC load
-----------------	--

DIN-Rail Mounting Kits

DK-DC50131-01	DIN-rail mounting kit, 6 screws
---------------	---------------------------------

Wall-Mounting Kits

V2400 Isolated Wall Mount Kit	Wall-mounting kit with isolation protection, 2 wall-mounting brackets, 4 screws
-------------------------------	---

Storage Kits

FK-75125-02	Storage bracket, 4 large silver screws, 4 soft washers, 4 small silver bronze screws, 1 SATA power cable, 4 golden spacers (only for the V2406 and V2426)
-------------	---

© Moxa Inc. All rights reserved. Updated Nov 12, 2018.

This document and any portion thereof may not be reproduced or used in any manner whatsoever without the express written permission of Moxa Inc. Product specifications subject to change without notice. Visit our website for the most up-to-date product information.