



UPAL24/48-xxx-900

DATA SHEET

UPSPro® 900W Outdoor UPS System

Features

- Configurable as 24V or 48VDC System
- Weatherproof, UV resistant, outdoor enclosure
- Powered from AC mains power and/or Solar
- Interior space for customer electronics
- Ground Mounting
- Isolates Connected Equipment from Power Line Surges
- High Quality Sealed Pure Lead Carbon AGM Batteries
- Advanced battery charge controller protects against overcharge and over discharge



Applications

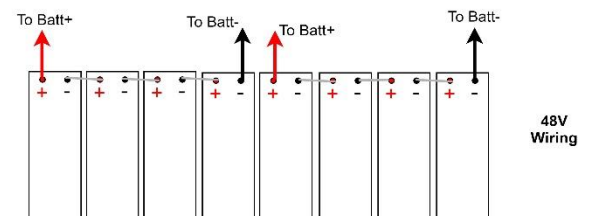
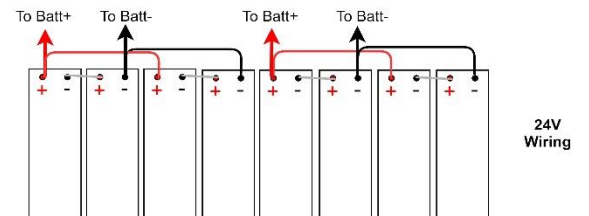
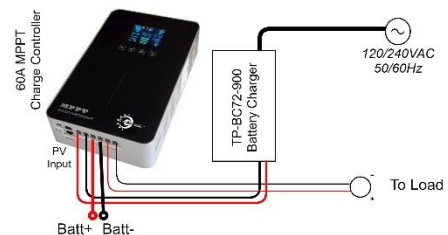
- Wireless Base Stations and Clients
- Mission critical power
- Remote Sensors
- Wireless Bridge and Repeaters
- Surveillance Cameras
- Backup Power Systems

Description

The UPSPro® UPAL24/48-xxx-900 outdoor backup power systems are designed for applications that require a flexible backup power source in order to maintain uninterrupted service to customers. The enclosure is powered from 120/240VAC. It is also solar ready (requires blocking diode with most panels) so a solar panel can be added as an alternate power source or to extend backup time.

Features include 24V/48VDC configurable output, an advanced 60A MPPT battery charge controller to protect against over-charging or over-discharging of the valve regulated sealed lead acid pure lead carbon AGM batteries. The ground mount aluminum enclosure has multiple ports for CAT5 cable, antenna cables/connectors or other cabling. They have thermostatically controlled power ventilation which turns on automatically when inside temperature exceeds 45C.

There is generous space inside the enclosures for customer electronics such as controllers, wireless AP or CPE cards, sensors, inverters, etc. There are mounting struts incorporated inside the enclosure to be able to mount DIN Rails or a flat metal or plywood plate. Equipment runs on battery power which isolates it from power line surges which is a main cause of outdoor equipment failure.



Specifications

	UPAL24/48-720-900	UPAL24/48-14-900
Battery Voltage (DC)	24VDC or 48VDC (customer configurable)	
Input Voltage (AC)	120/240VAC, 50/60Hz, 5A Max.	
Capacities (Amp Hr)	720Ah	1440Ah
Avail Storage Capacity (Watt Hr)	8640Whr	17280Whr
Max Output Power	900W	
Suggested Maximum Load	750W	
Maximum Instantaneous Load	30A 500msec	
Battery Type	Valve Regulated Sealed Lead Acid / GEL	
Battery Life	5+ years	
Battery Cable Fuse	40A 250V Blade Fuse	
Controller Type	60A MPPT Solar Controller with Status Display and 30A Load with on/off switch	
Maximum Solar Panel Size	1560W @ 24V Battery Config, 3120W @ 48V Battery Config	
Controller Display Status	Battery Voltage, Charging Voltage, Charging Current, Load Current, Temperature	
Bulk Charge	28.8V / 57.6V	
Float Charge	27.5V / 55.2V	
Over-discharge protection	22V / 44V	
Over-discharge recovery voltage	25.2V / 50.4V	
Controller Self Consumption	<1W	
Enclosure Type	Ground Mount, Key Lock, Aluminum Diamond Plate	
Enclosure Size	65" x 18" x 20" (1651 x 457 x 508mm)	65" x 28" x 18" (1651 x 711 x 457mm)
Operating Temperature	-40°C to +65°C (-40°F to 149°F)	
System Weight (without batteries)	78lbs (35kg)	85lbs (39kg)
Battery Weight	4 x 127lbs (58kg)	8 x 127lbs (58kg)
Certifications	Individual components used have CE Certifications.	
Warranty	3 Years	

System Ordering:

UPAL24/48-720-900 24V/48V 900W Backup Power System, 720Ah

UPAL24/48-14-900 24V/48V 900W Backup Power System, 1440Ah



To calculate run time:

Battery Capacity (Ah) / 2 / Load Amps = Estimated Run Time in Hours ---OR---
 Storage Capacity (Wh) / 2 / Load Watts = Estimated Run Time in Hours.

Example: Estimated load = 50W and Storage Capacity is 1200Wh. $1200 / 2 / 50 = 12$ hrs run time.

Note: We divide by 2 because we don't want to discharge the battery more than 50% in order to extend its life.

For further information contact:

Tyconsystems.com

