

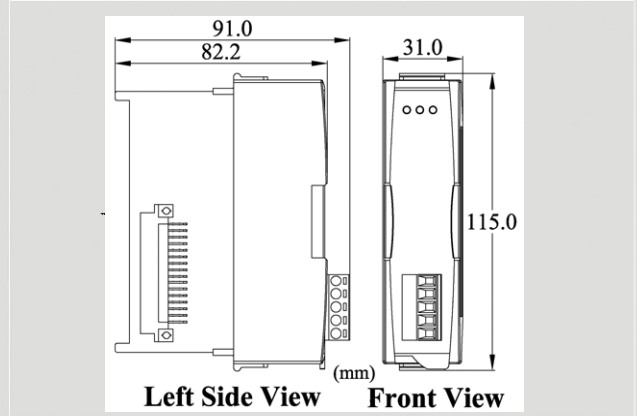


# DeviceNet Series Products

## 1 Port Programmable DeviceNet Master Interface



**I-8124W**



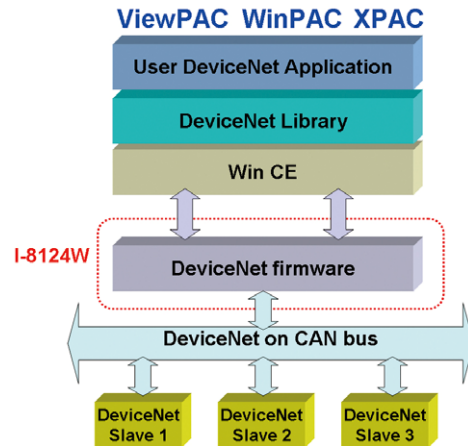
**Dimensions**

The I-8124W can represent an economic solution of DeviceNet application and be a DeviceNet master device on the DeviceNet network. I-8124W supports Group 2 and UCMM functions simultaneously. It can be installed in ViewPAC or WP-8000 series PAC. It is popularly applied in the industrial automation, building automation, vehicle, and embedded control network. There is a complete DeviceNet protocol firmware in the I-8124W. The users can easily access the slave device via I-8124W in the ViewPAC and WP-8000 and need not to deal with the complex DeviceNet protocol. The users can use as easy as “Read/Write” functions to access slave I/O data.

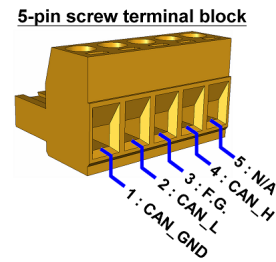
### Features

- DeviceNet Version: Volume I & II, Release 2.0
- Programmable master MAC ID and baud rate.
- Baud Rate: 125k, 250k, 500k bps
- Support Group 2 and UCMM connection
- I/O Operating Modes: Poll, Bit-Strobe, Change of State/ Cyclic
- I/O Length: max 512 input bytes and 512 output bytes per slave
- Slave Node : 63 nodes max
- Support auto-search slave device function.
- Support on-line adding and removing devices
- Support auto-detect Group 2 and UCMM device
- Auto-reconnect when the connection is broken
- Status LED: RUN, MS, NS

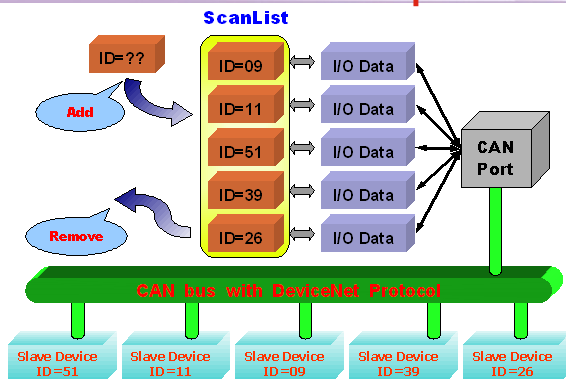
### I-8124W Architecture



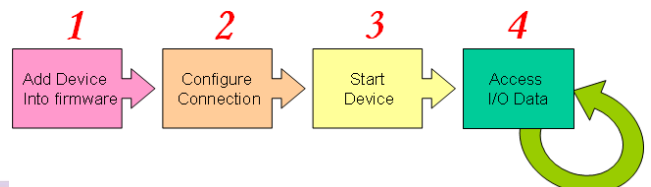
### Pin Assignments



### Master's ScanList Concept



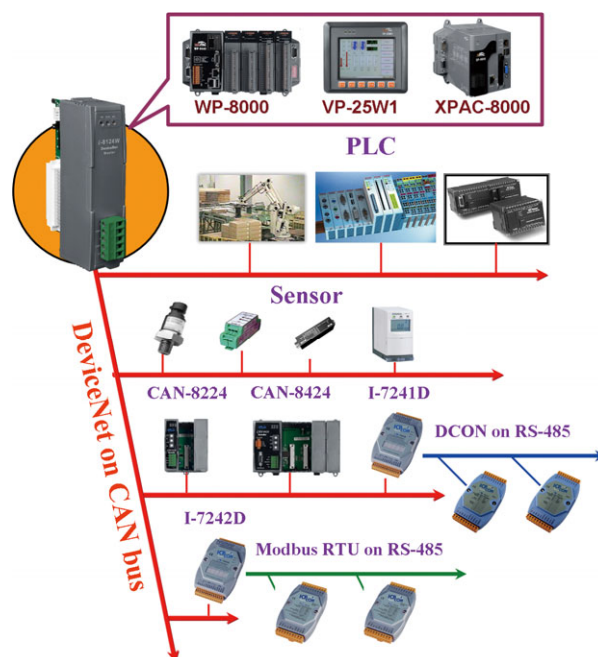
### Establish Connection Flowchart



## Hardware Specifications

Hardware	
CPU	80186, 80 MHz or compatible
SRAM/Flash/EEPROM	512 KB / 512 KB / 16 KB
Watchdog	CPU built-in
CAN Interface	
Controller	NXP SJA1000T with 16 MHz clock
Transceiver	NXP 82C250
Channel number	1
Connector	5-pin screwed terminal block (CAN_L, CAN_GND, CAN_H, N/A for others)
Baud Rate (bps)	125 k, 250 k, 500 k
Transmission Distance (m)	Depend on baud rate (for example, max. 1000 m at 50 kbps )
Isolation	3000 V <sub>DC</sub> for DC-to-DC, 2500 Vrms for photo-couple
Terminator Resistor	Switch for 120 Ω terminator resistor
Specification	ISO-11898-2, CAN 2.0A and CAN 2.0B
Protocol	DeviceNet Volumn I ver2.0, Volumn II ver2.0
LED	
Round LED	NS LED, RUN LED, MS LED
Software	
Driver	Windows CE5, Windows CE6
Library	For CE5: VB.Net, C#.Net, VC 2005 (with .Net Framework 2.0 or upper), and eVC++ 4.0 For CE6: VB.Net, C#.Net, VC 2008 (with .Net Framework 3.5 or upper)
Power	
Power Consumption	2 W
Mechanism	
Dimensions	31mm x 115mm x 91mm (W x L x H)
Environment	
Operating Temp.	-25 ~ 75 °C
Storage Temp.	-30 ~ 80 °C
Humidity	10 ~ 90% RH, non-condensing

## Application



## Ordering Information

**I-8124W**

1 Port Programmable DeviceNet Master Interface