

# 5 & 8 Port, Compact Industrial Ethernet Switches

ESW205 & ESW208 Series



## PRODUCT FEATURES

- UL/cUL Class I Division 2 Groups A,B,C, and D
- EN61000-6-2 - Generic standard for (heavy) industrial environments
- NEMA TS2 options
- Shock, vibration, tested
- Operating temperature
  - 10° to 60°C (Standard)
  - 40° to 75°C (-T models)
- 10/100M, full/half duplex, MDI/MDI-X (Auto-negotiate)
- Supports IEEE 802.3, 802.3u, and 802.3x standards
- Industrial IP30 rated DIN rail case with 6 way panel mount options
- Dual power inputs, 12 to 36 VDC and 10 to 24 VAC
- 2K MAC addresses

Designed to fit many applications, the ESW205 and ESW208 series are more than just an Ethernet switch with low pricing. They are plug-and-play industrial Ethernet Switches with an compact IP30 DIN rail case, 6 way mountable panel brackets, LEDs for Power, (Link / Speed / Activity for each port), 12 to 36 VDC and 10 to 24 VAC power inputs with removable terminal blocks. These switches are perfect for any applications that require special protection from harsh environments.

Choose a switch with five or eight copper ports, or a combination of copper and fiber ports. Multi-mode fiber models extend range up to 2 km. Single-mode fiber models extend range up to 20 km. All models require an external power supply (sold separately).

The switch ships with 4 panel mount clips giving the user 6 different ways to panel mount the unit.

## ACCESSORIES

DFMM-SCSC-1M - Multi-Mode Duplex Fiber Cable, SC to SC, 1 Meter

MDR-20-24 - DIN rail mount power supply 24VDC, 1.0 A output power

MDR-40-24 - DIN rail mount power supply 24VDC, 1.7 A output power

EIRSP1 - Industrial DIN rail mount Ethernet Surge Suppressor

## ORDERING INFORMATION

MODEL NUMBER	10/100 COPPER	MULTI-MODE FIBER	SINGLE-MODE FIBER
ESW205	5		
ESW205-MT	4	1 (ST)	
ESW205-MC	4	1 (SC)	
ESW205-ST	4		1 (ST)
ESW205-SC	4		1 (SC)
ESW205-T*	5		
ESW205-MT-T*	4	1 (ST)	
ESW205-MC-T*	4	1 (SC)	
ESW205-ST-T	4		1 (ST)
ESW205-SC-T*	4		1 (SC)
ESW208	8		
ESW208-2MT	6	2 (ST)	
ESW208-2MC	6	2 (SC)	
ESW208-2ST	6		2 (ST)
ESW208-2SC	6		2 (SC)
ESW208-T*	8		
ESW208-2MT-T*	6	2 (ST)	
ESW208-2MC-T	6	2 (SC)	
ESW208-2ST-T*	6		2 (ST)
ESW208-2SC-T*	6		2 (SC)
ESW208-4MT-T*	4	4 (ST)	
ESW208-4MC-T*	4	4 (SC)	
ESW208-4ST-T*	4		4 (ST)
ESW208-4SC-T*	4		4 (SC)
-T Models available in wide temperature			
* NEMA TS2 models			

# 5 & 8 Port, Compact Industrial Ethernet Switches

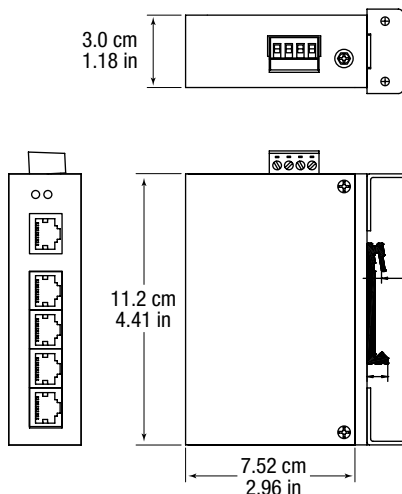
ESW205 & ESW208 Series



## SPECIFICATIONS

TECHNOLOGY	
Standards:	IEEE802.3, 802.3u, 802.3x
Processing Type:	Store and forward with IEEE802.3x full duplex, non-blocking flow control
Flow Control:	IEEE802.3x flow control, back pressure flow control
Packet buffer memory:	64K bytes
Address Table Size	2K MAC Addresses
INTERFACE	
RJ45 Ports:	10/100BaseT(X) auto negation, Full/Half duplex, auto MDI/MD-X
Fiber Ports:	100BaseFX, (multi-mode or single-mode with LC connectors)
LED Indicators:	Power, (Link / Speed / Activity for each port)
POWER	
Input Voltage	12 to 36 VDC and 10 to 24 VAC
Power Consumption	4.00 W Max
Input Connection	Removable Terminal Block
Protection	Reverse Polarity Protection
ENVIRONMENTAL	
Operating Temperature	-10 to 60°C (14 to 140°F)
Wide Temperature (-T Model)	-40 to 75°C (-40 to 167°F)
Storage Temperature	-40 to 80°C (-40 to 176°F)
Humidity	10 to 95% Non-condensing
MTBF	200,000 hours
MTBF Calculation	Parts count reliability prediction
MECHANICAL	
Enclosure	IP30 DIN mount metal case
Dimensions (5 ports)	H 112mm x W 30mm x D 75.2 mm (4.41 in x 1.18 in x 2.96 in)
Dimensions (8 ports)	H 130 mm x W 44 mm x D 105 mm (5.1 in x 1.73 in x 4.13 in)
8 copper, 6 copper/2 fiber ports	H 130mm x W 44mm x D 105mm (5.1 in X 1.7 in x 4.13 in)
Dimensions (8 ports) 4 copper/4 fiber ports	H 130mm x W 44mm x D 105mm (5.1 in X 1.7 in x 4.13 in)
Installation	35 mm DIN or 6 way panel mount

## MECHANICAL DIAGRAM - ESW205 MODEL



## FIBER OPTICS

Fiber Type	Distance	Wavelength	Transmit Power	Receive Sensitivity
Multi-mode	2 km	1310 nm	Neg. 23.5 to Neg. 14 dBm	≤ Neg. 35 dBm
Single-mode	20 km	1310 nm	Neg. 15 to Neg. 8 dBm	≤ Neg. 35 dBm

## REGULATORY APPROVALS

CE, FCC, RoHS

## HAZARDOUS LOCATIONS

UL/cUL Class I Div 2 Groups A,B,C, and D

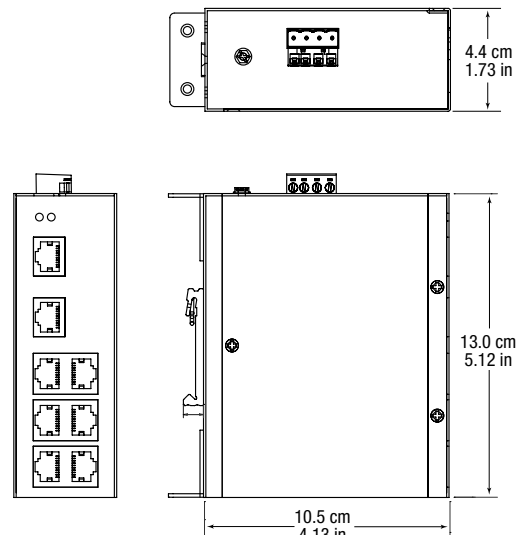
## SPECIFICATIONS-LEVEL 3, EN 61000-6-2: 2006 GENERIC STANDARDS FOR (HEAVY) INDUSTRIAL ENVIRONMENTS

Test	Description	Test Level	Level
EN 55022: 2006 + A1:2007	Class B Emissions		
EN 61000-4-2: 2009	Electro-Static Discharge (ESD)	Enclosure Contact	6kV
		Enclosure Air	8kV
EN61000-4-3:2006+A1:2008	Radiated Field Immunity (RFI)	Enclosure Ports	10V/m
		Signal Ports	1kV@2.5Khz
EN61000-4-4:2004	Burst (Fast Transient)	DC Ports	2kV
		Signal Ports	1kV
EN61000-4-5:2006	Surge	DC Power Ports	2kV
		Signal Ports	10 V RMS
EN61000-4-6: 2009	Induced (Conductive) RFI	DC Power Ports	10 V RMS
		Signal Ports	10 V RMS

## ENVIRONMENTAL SPECIFICATIONS

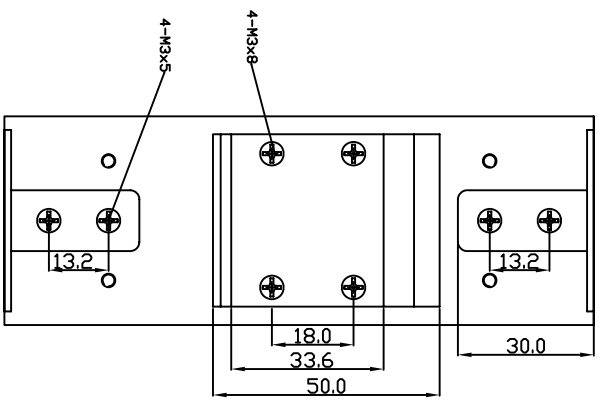
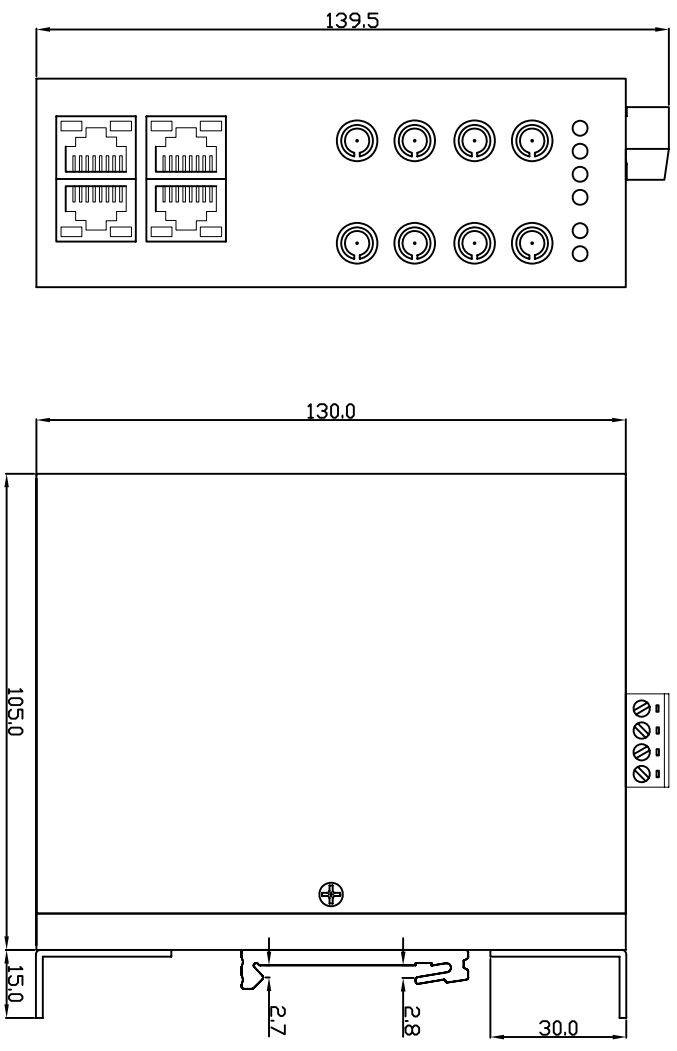
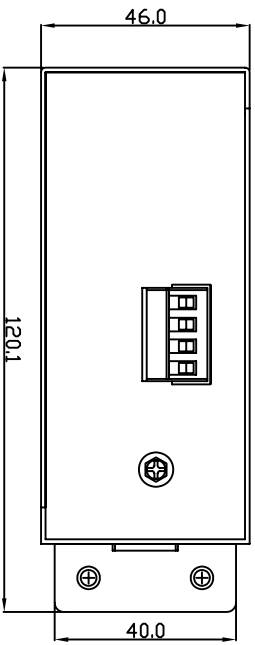
TEST	DESCRIPTION	TEST LEVEL	LEVEL
IEC60068-2-6	Vibration	Test Fc	2G
IEC60068-2-27	Shock	Test Ea	30G
IEC 60068-2-32	Free Fall		-----

## MECHANICAL DIAGRAM - ESW208 MODEL



NO.

REV.	ECN.	NO.	APPD.
REV	ECN	APPD	



X ± 0.3		X ± 1*		UNITS	MM	NAME(INTENDED USE)	TITLE:
.X ± 0.1		.X ± 0.3*		MAT'L			ESW208-4MT SERIES UNMANAGED INDUSTRIAL ETHERNET SWITCH (ESW208-4MT SHOWN)
.XX ± 0.02		.XX ± 0.1*		FINISH	PART NO(INTENDED USE)	CHKD:	DWG NO.:
.XXX ± 0.005		.XXX ± 0.05*					
Q'TY		DR: DWG		DATE: 11.6.24		SCALE SHEET REV.	
						1/1	