

TECHNICAL CHARACTERISTICS

MATERIAL: PA 66  
 INSULATOR: PA 66  
 FLAMABILITY RATING: UL94-V0  
 COLOR: GREEN  
 METAL HOUSING: BRASS (CuZn)  
 TERMINAL SCREW: STEEL ZINC PLATING  
 TERMINAL SCREW SLOT TYPE: "A"  
 WIRE GUARD: PhBz TIN PLATED  
 FLANGES SCREW: STEEL M2.5

ENVIRONMENTAL  
 OPERATING TEMPERATURE: -40 UP TO 105°C  
 COMPLIANCE: LEAD FREE AND ROHS

ELECTRICAL  
 cULus VDE  
 CURRENT RATING: 10A 10.5A  
 WORKING VOLTAGE: 300VAC 300VAC  
 WITHSTANDING VOLTAGE: 1.6KV 2.9KV  
 CONTACT RESISTANCE: 20 mOhm max

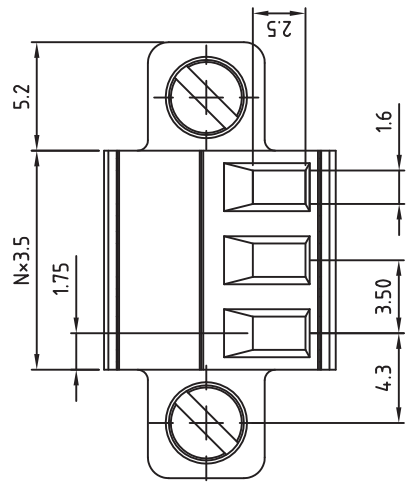
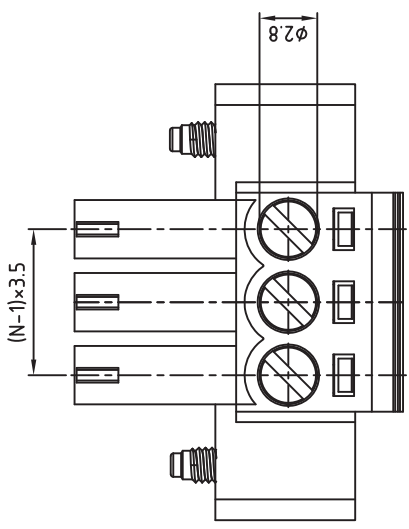
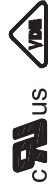
MECHANICAL  
 SOLID WIRE: 26-16 AWG / 0.13-1.5MM<sup>2</sup>  
 STRANDED WIRE: 26-16 AWG / 0.13-1.5MM<sup>2</sup>  
 TORQUE: 3.0Lb-In / 0.34Nm

WIRE STRIPE LENGTH: 6-7MM  
 SCREW: M2.0  
 PITCH: 3.5MM

PACKAGING: BOX

SERIE 3641

CERTIFICATION



N=Number of contacts

|                |           |      |    |  |  |  |  |  |
|----------------|-----------|------|----|--|--|--|--|--|
| RoHS Compliant |           |      |    |  |  |  |  |  |
| G              |           |      |    |  |  |  |  |  |
| F              |           |      |    |  |  |  |  |  |
| E              |           |      |    |  |  |  |  |  |
| D              |           |      |    |  |  |  |  |  |
| C              |           |      |    |  |  |  |  |  |
| B              |           |      |    |  |  |  |  |  |
| A              | 31-OCT-08 | PDF  | JP |  |  |  |  |  |
| REV            | DATE      | FILE | BY |  |  |  |  |  |

|   |  |
|---|--|
| GENERAL TOLERANCE<br>.X = +/ 0.2<br>.XX = +/ 0.15 | UNIT: MM<br>SCALE:<br>SHEET: 1/1<br>DRAW: MARVIN |
|---|--|

|             |              |
|-------------|--------------|
| PROJECTION: | APPROVAL: RJ |
|-------------|--------------|

|  |  |  |  |  |
|--|--|--|--|--|
|  |  |  |  |  |
|  |  |  |  |  |
|  |  |  |  |  |
|  |  |  |  |  |
|  |  |  |  |  |



DESCRIPTION: SERIE 3641 - 3.50MM VERTICAL CABLE ENTRY PLUG WITH FLANGES - 1.5MM<sup>2</sup> WIRES WR-TBL  
 WERI PART NO: 691 364 100 0xx

SIZE

A4